

## TRACE 2023 – where are we?

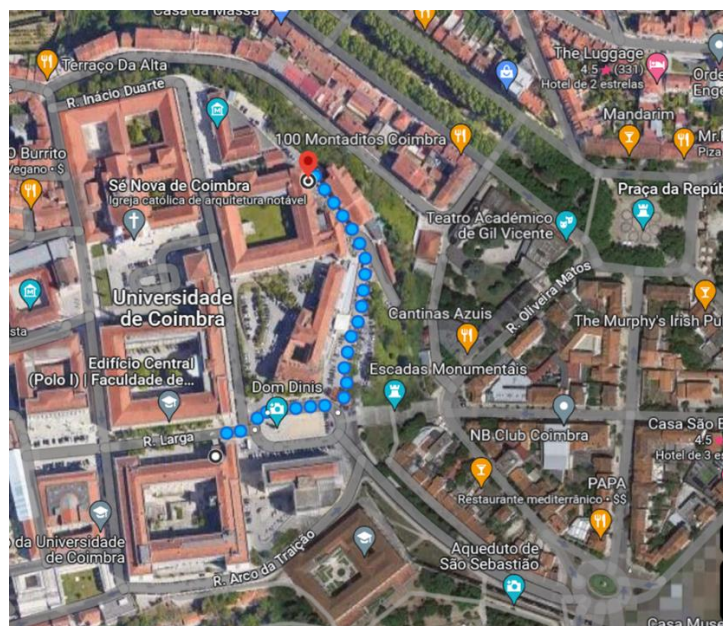
TRACE 2023 will have six pre-conference workshops (8<sup>th</sup> and 9<sup>th</sup> of May), followed by three days of conference (10<sup>th</sup>, 11<sup>th</sup> and 12<sup>th</sup> of May) and then the conference excursion (13<sup>th</sup> of May).

### Workshops

All workshops will start at 8h30, except WS6 that only starts at 14h. Coffee breaks are between 10h00-10h30 and 16h00-16h30, and lunch between 12h30-14h00. Coffee breaks will be in the Department of Life Sciences, in the corridor next to Room 1.3, and lunch will be in “Centro Cultural D. Dinis”. See the map below showing where is “Centro Cultural D. Dinis”, if you are in “Calçada Martim de Freitas”, where the Department of Life Sciences:



If your workshop is in the Department of Chemistry, then to get to the “Centro Cultural D. Dinis” see the image below:



Where are the workshops taking place and how to get there?

**WS1, WS6, Department of Life Sciences, Room 1.3**

**WS5, Department of Life Sciences, Auditorium**

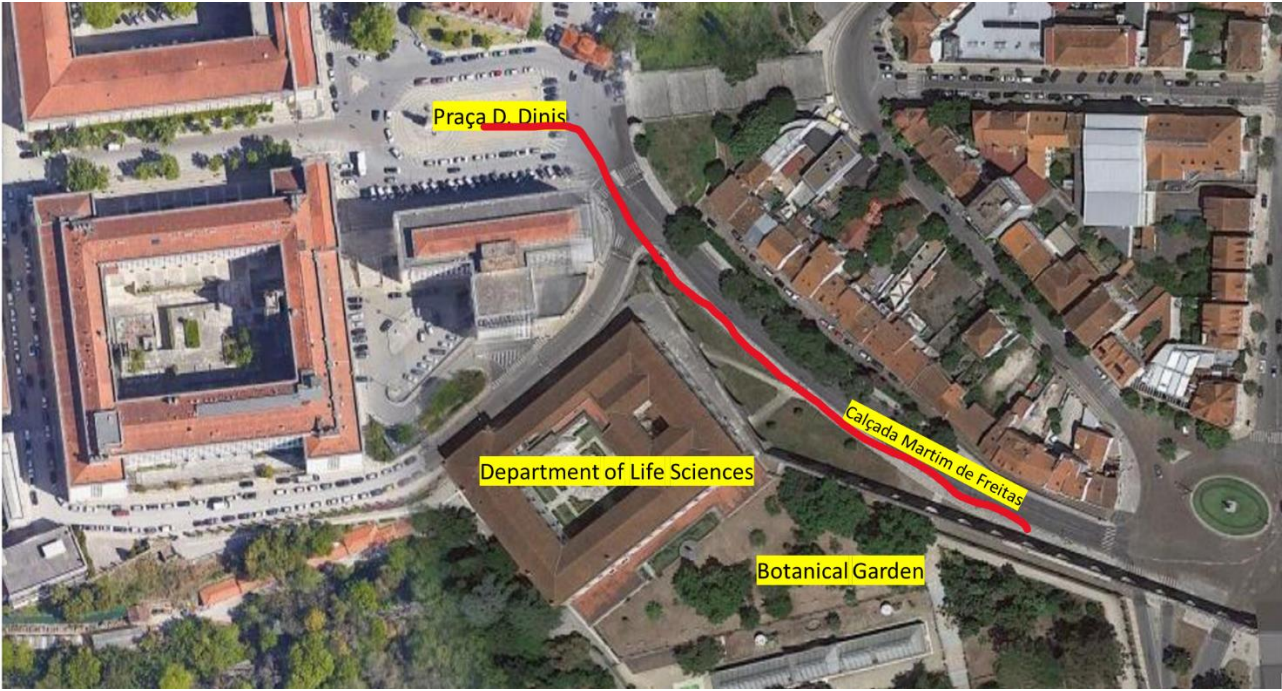
The Department of Life Sciences is in the street “Calçada Martim de Freitas”, next to the Botanical Garden of the University of Coimbra. Check the map below and a view of the entrance of the Life Sciences Department.

When you enter the building go ahead and, at your left, you will find a stair to go to up to the first floor. When you arrive to the first floor, go right to the end of the corridor, and then left. Room 1.3 (WS1 and WS6) is at your left, the Auditorium (WS5) is at your right.



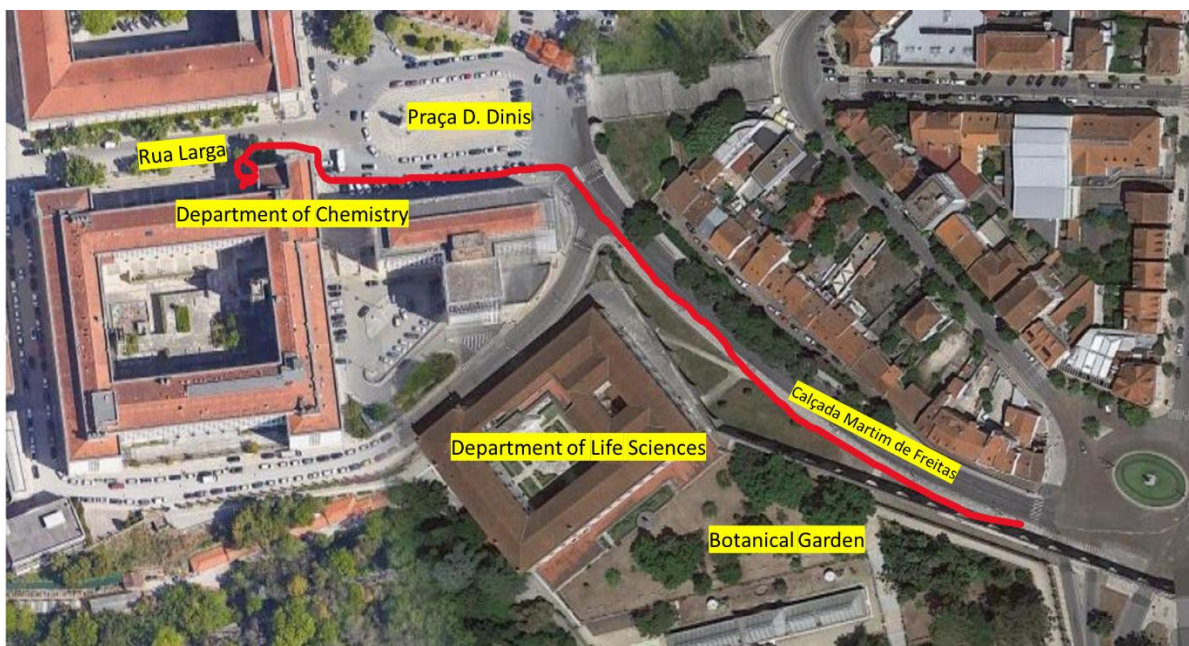
**WS2, Meeting point Praça D. Dinis**

At the end of “Calçada Martim de Freitas” you will arrive to “Praça D. Dinis”. Check the map below and a view of Praça D. Dinis.



### WS3, WS4, Department of Chemistry, Lab 4.6

The Department of Chemistry is in “Rua Larga”. Check the map below and the entrance view of the Chemistry Department. When you enter the hall, in front you will find a stair. Go to the 4<sup>th</sup> floor (the brave ones can also take the elevator, in the entrance hall at your right). When you arrive by stairs to the 4<sup>th</sup> floor, enter to the hall at your left and at your right you will find a corridor. Go to the end of the corridor, lab 4.6 is the last one at your right.



For the coffee breaks, WS1, WS5 and WS6 are right next to the corridor where the coffee break will be served. WS2 will have a portable coffee break kit, we will be under the roofs of the old university buildings, getting dust!

For WS3 and WS4, that will be held in the Department of Chemistry, you must do a short walk to the Department of Life Sciences. Find in the map below a short cut to get to the Department of Life Sciences, and a view of the entrance. When you enter in the Department of Life Sciences, go up to the first floor and follow the smell of coffee!



Where is the conference taking place and how to get there?

The TRACE 2023 conference will occur on the Rectory Auditorium, in “Rua Larga”. Check the map below and a view of the entrance to the auditorium. Coffee breaks and lunch will occur in the Auditorium space.

When you are in “Rua Larga”, you will find a gallery (view 1 below), go in the direction of the gallery and use the stairs to go down (view 2 below), the entrance of the Auditorium is in front (view 3 below). Enter the glass door of the Auditorium, go to your right and down the stairs is the auditorium.



